



ALL THINGS NEW

STEADFAST IN FAITH • FORWARD IN HOPE

PARISH WORKBOOK
OUR LADY OF PROVIDENCE - CRESTWOOD

ABOUT YOUR PARISH WORKBOOK

- This parish workbook is designed to equip pastors and key parish leaders with data about the Archdiocese of St. Louis, your local planning area, and your parish.
- The data contained in this parish workbook has been gathered over the past twenty years from your parish and other parishes across the Archdiocese.
- This parish workbook should be used as an internal planning tool to help shape your reflections on the current strengths and opportunities for future growth of ministry and evangelization in the future.
- To help ensure accuracy of information, parishes are requested to limit the distribution of the information contained in this parish workbook to the pastor, parish staff, key parish leaders, and key advisory bodies. Information summarizing this data will be made available in the fall 2022 for parishioners across the Archdiocese.



ALL THINGS NEW PRAYER

Heavenly Father, you sent your Son Jesus as the first Evangelizer of the Good News.

Send forth the power of the Holy Spirit upon the Church of St. Louis and grant us the gift of true discernment so we may do your will in all things.

Help us be totally free to follow wherever you lead us, totally generous to be good stewards of your many gifts, and totally passionate to suffer all in order to be more closely united to you.

Commissioned by your Son and empowered by the Spirit to “Go and Make Disciples of all Nations,” strengthen us by the power of your grace as we bring the Good News of Salvation into the lives of all those we touch, so that individual hearts and all of society may be converted to you and all things might be made new.

Inspired by the apostolic zeal of previous generations, as we begin the process of planning for the future, may our only desire be to do all things for the greater glory and honor of your name and for the good of your people in the Archdiocese of St. Louis.

Through Christ our Lord.
Amen.



GUIDING TEXTS REV. 21:3-5

I heard a loud voice from the throne saying, “Behold, God’s dwelling is with the human race. He will dwell with them and they will be his people and God himself will always be with them.

He will wipe every tear from their eyes, and there shall be no more death or mourning, wailing or pain, the old order has passed away.”

The one who sat on the throne said, “Behold, I make all things new.” Then he said, “Write these words down, for they are trustworthy and true.”





GUIDING TEXTS EVANGELII NUNTIANDI (#18)

For the Church, evangelizing means bringing the Good News into all the strata of humanity, and through its influence transforming humanity from within and making it new: "Now I am making the whole of creation new."

But there is no new humanity if there are not first of all new persons renewed by Baptism and by lives lived according to the Gospel.





GUIDING TEXTS JOY OF THE GOSPEL (#27)

I dream of a “missionary option”, that is, a missionary impulse capable of transforming everything, so that the Church’s customs, ways of doing things, times and schedules, language and structures can be suitably channeled for the evangelization of today’s world rather than for her self-preservation.



STRATEGIC PASTORAL PLANNING INITIATIVE OUTCOME

Develop a plan that will make all things new enabling a vibrant Catholic presence in every square mile of the Archdiocese of St. Louis for the next century

A Renewed Church

Gospel renewal in our parishes, schools, and other ministry efforts

A Renewed Mission

Enhance our evangelization efforts to those on the margins of society

A Vibrant Future

Secure a vibrant future for the Church of St. Louis



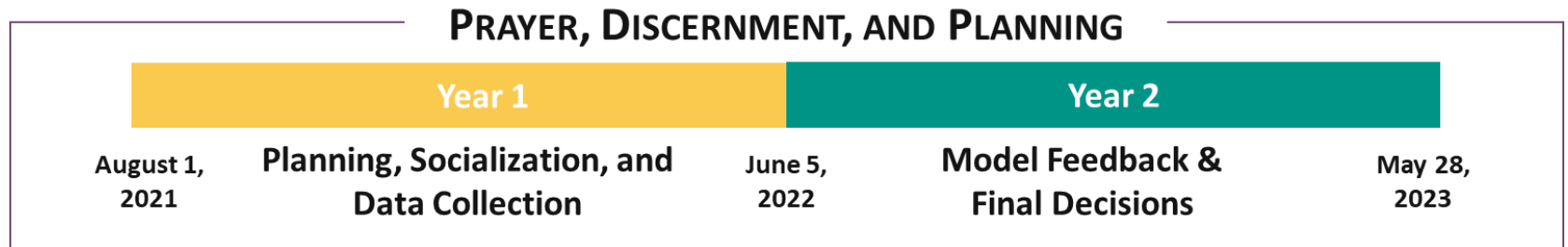
STRATEGIC PASTORAL PLANNING INITIATIVE

GOALS

1. **Unceasing Prayer.** Engage all individual Catholics to reflect upon the need for Jesus Christ in their daily lives and call upon the Holy Spirit to guide our actions to fully share the love of the Lord in every encounter.
2. **Unifying Vision.** Articulate and implement a vision for evangelization that empowers and expects every baptized Catholic to spread the Gospel message and ensures a Catholic presence in every square mile of the Archdiocese of St. Louis through missionary outreach, parish and school footprint, and dynamic leadership.
3. **Intentional Stewardship.** Define and develop a plan that will appropriately reallocate resources throughout the Archdiocese of St. Louis that will be supported by structures at the diocesan, parish, school, and agency levels to ensure long-term viability and vibrancy of the Catholic presence.



ALL THINGS NEW TIMELINE





ALL THINGS NEW

STEADFAST IN FAITH • FORWARD IN HOPE

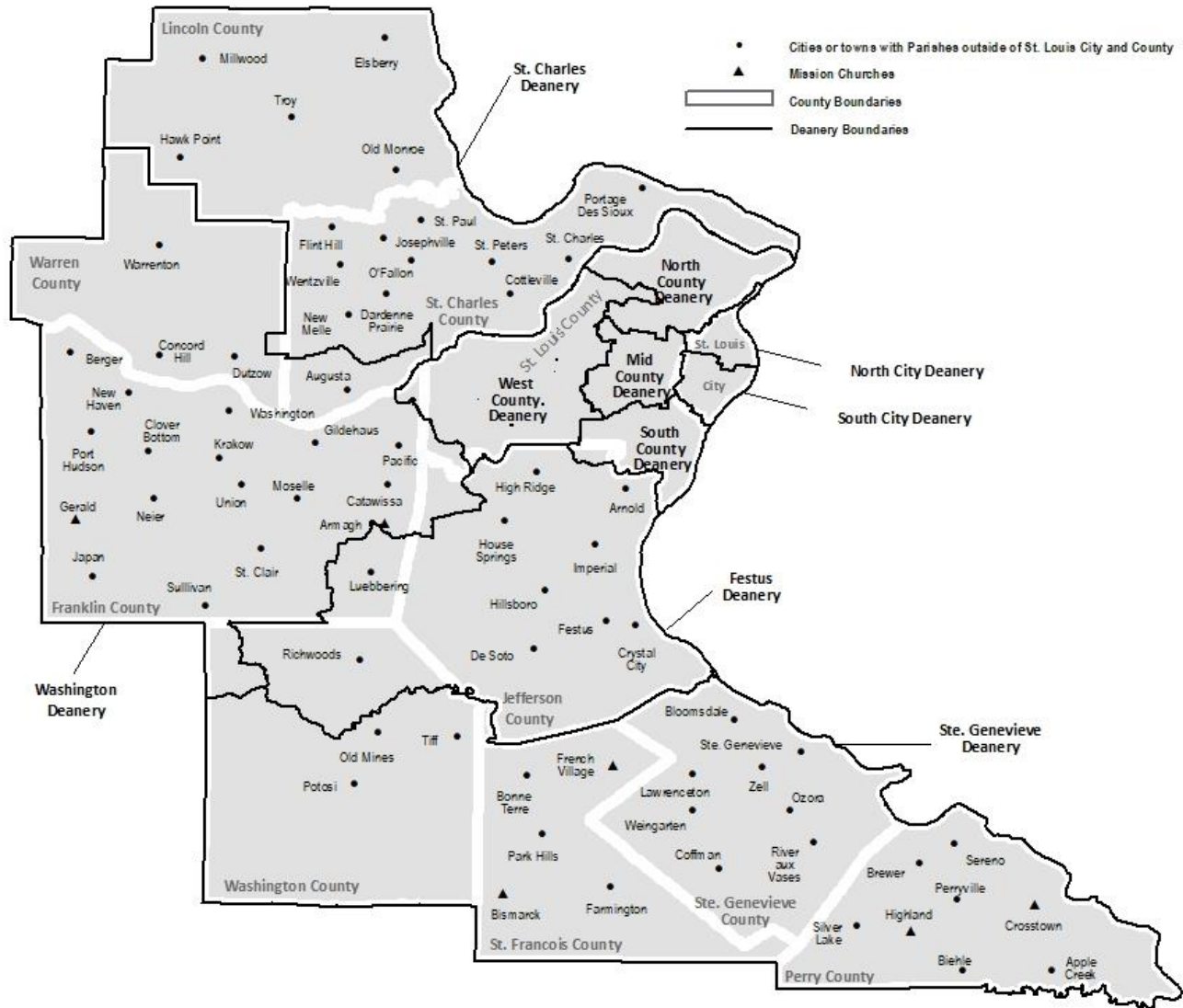
OUR DIOCESE
ARCHDIOCESE OF ST. LOUIS

ABOUT OUR DIOCESE

- The Archdiocese of St. Louis is 178 parishes encompassing the City of St. Louis and 10 surrounding counties – a large and diverse territory: urban, suburban and rural.
- Our local church has been declining for several decades as older Catholics die and there are insufficient number of young Catholics to take their place.
- This is best exemplified by the significant decline in the number of births and baptisms in our diocese.
- As our Catholic population has moved from the city to the near suburbs and from the near suburbs to the farther out suburbs, this has resulted in too few priests in large parishes and too many priests in small parishes.
- Our diocesan priests are aging and number of priests to serve our Catholic population is declining.
- Over the past decade, Mass attendance has been on a steady decline. The long-term implications of COVID are unknown, but the rebound in Mass attendance from 2020 to 2021 still leaves us 25% below pre-COVID levels.

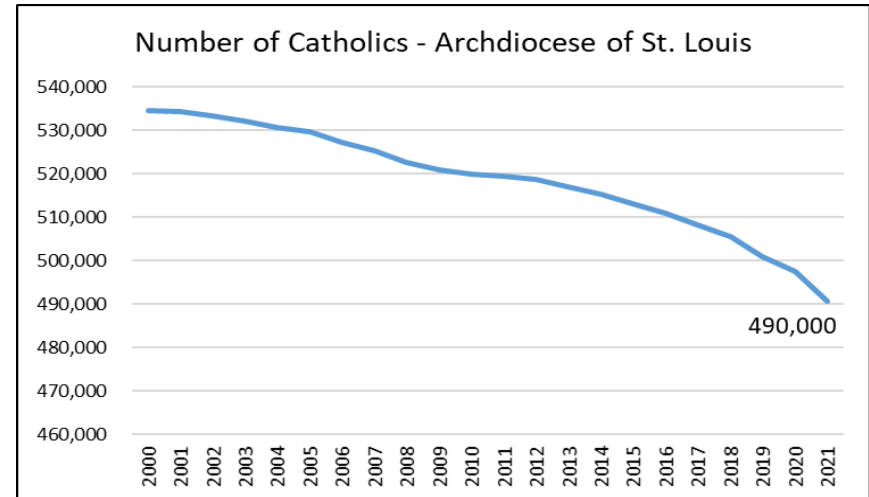


OUR TERRITORY FOR EVANGELIZATION



OUR CATHOLIC POPULATION CONTINUES TO DECLINE

- In 2021, the number of Catholics in the Archdiocese of St. Louis dipped below 500,000 for first time since the 1960s.
- We have more baptisms than funerals and we have nearly 1,000 enter the church each year. Our numbers should be growing by 2,000 per year.
- As many as 5,000 Catholics are “leaving” the Church – OR – not re-engaging in the Church after high school or college.



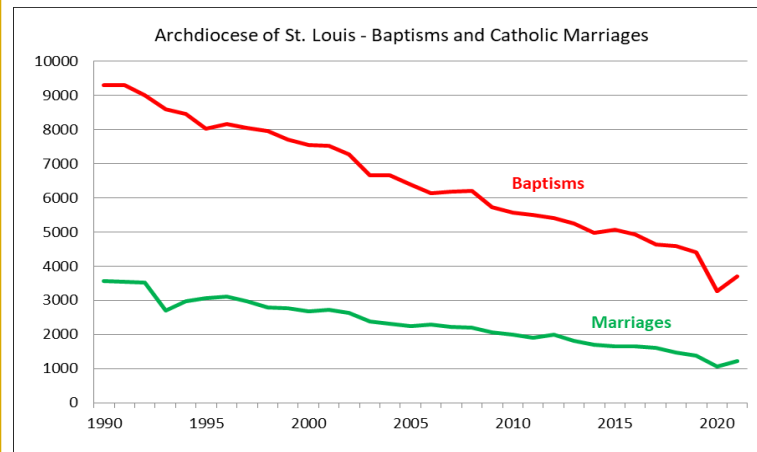
OUR CATHOLIC POPULATION IS AGING RESULTING IN FEWER YOUNG PEOPLE

The Landscape in the United States

- In the last decade, the percentage of the adult population claiming no religious affiliation (the “nones”) grew from 17% to 26%.
- In the last decade, the percentage of the millennial population claiming no religious affiliation grew from 27% to 40%.

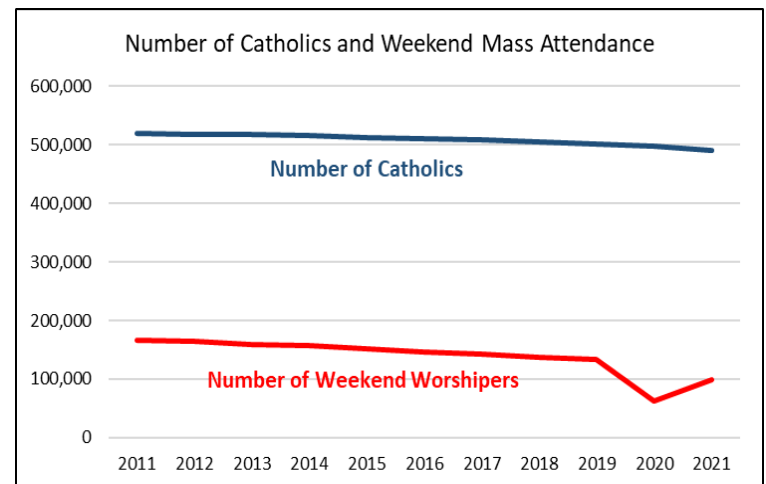
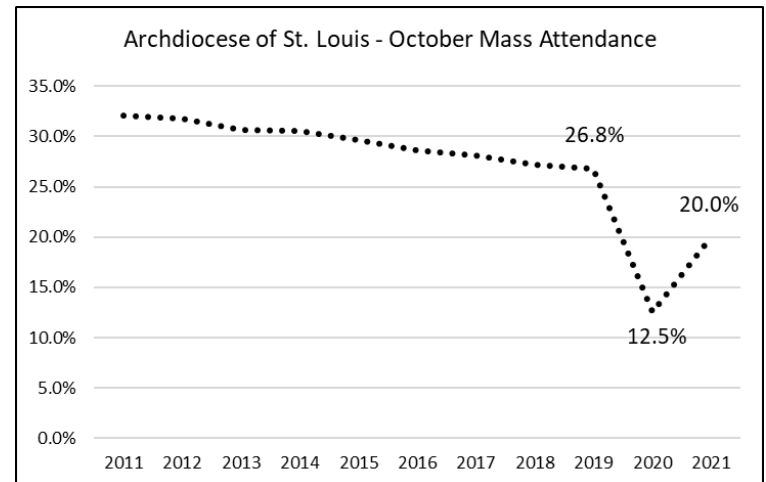
The Landscape in the Archdiocese of St. Louis

Our baptism and marriage trends reflect the national landscape, as they are half of what they were 20 years ago.



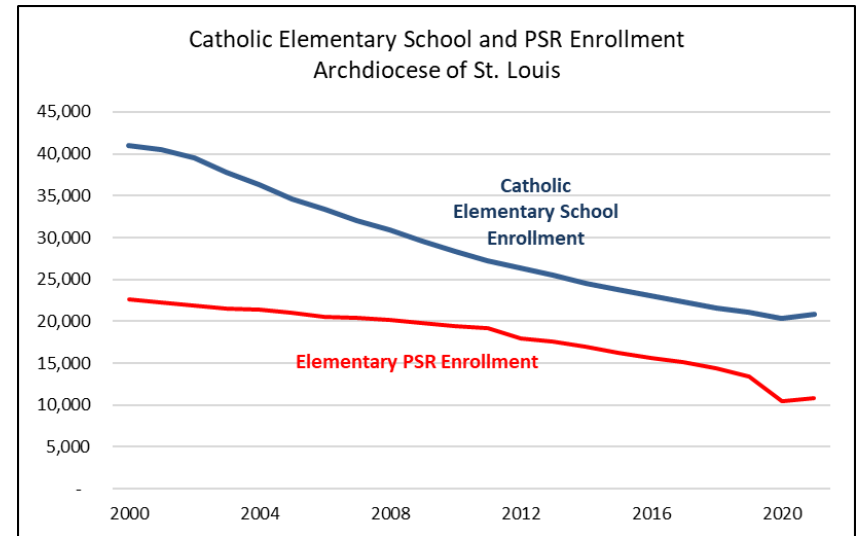
WEEKLY SUNDAY MASS ATTENDANCE CONTINUES TO DECLINE

- Prior to the COVID-19 pandemic, Mass attendance was declining between 0.5% to 1% per year.
- Mass attendance hit a record low in October 2020 which is attributed to the COVID-19 pandemic.
- While Mass attendance in October 2021 showed a significant increase from 2020, it was still 25% lower than Mass attendance in October 2019.
- In 2019, only 33% of our pews were occupied during the typical weekend Mass. By 2021, only 25% of our pews were occupied during the typical weekend Mass.



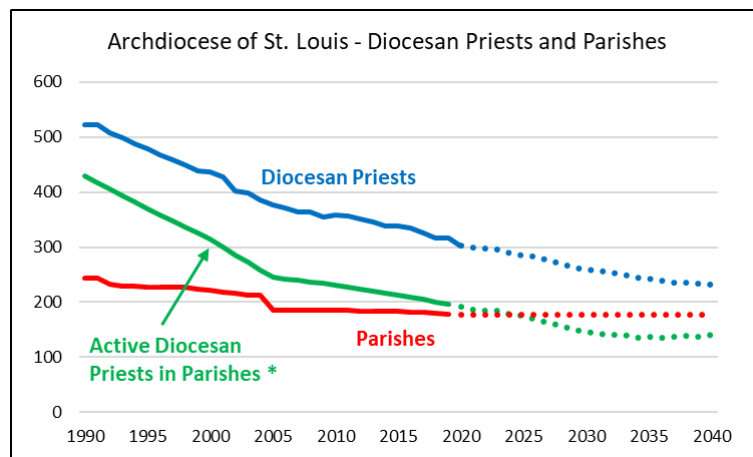
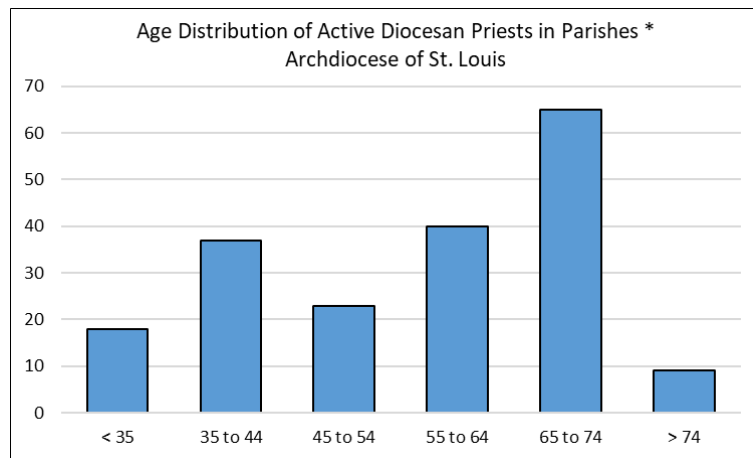
FEWER BAPTISMS HAVE RESULTED IN FEWER CHILDREN IN CATHOLIC SCHOOLS AND PSR

- Though we educate a higher percentage of children in our Catholic schools than nearly any other diocese (37%), enrollment continues to decline.
- During the last decade, PSR enrollment has declined faster than day school enrollment.
- Our current model of Catholic elementary schools cannot continue.
 - Only 40-50% of our elementary school children live in the boundaries of their parish school.
 - The cost to educate our students continues to outpace tuition increases.
 - Parish investment in our schools continues to absorb an increasing percentage of parish funds available to support other parish ministries.



OUR PRIESTS ARE AGING

- 35% of our diocesan priests (74 priests) serving in parishes are 65 years of age or older.
- These 74 priests could retire in the next 10 years.
- Though priests' retirement age is 75, the average of retirement for our diocesan priests has been 71.
- By 2026, we will have fewer diocesan priests to serve in parishes than the number of parishes we have.
- Our largest parishes will still need to be served by 2-3 priests.

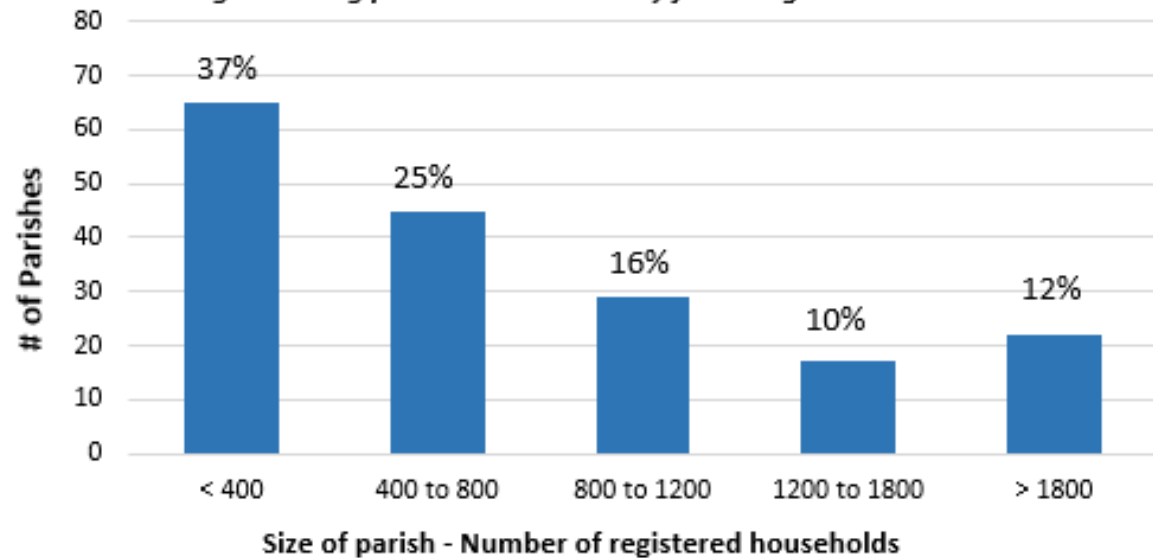


* Excluding retired priests resident in parishes



OUR FINITE RESOURCES NEED TO BE REALIGNED TO ENABLE VIBRANT MINISTRY

Smaller parishes tend to have fewer financial resources. Collaboration strategies among parishes are necessary for evangelization



	< 400	400 to 800	800 to 1200	1200 to 1800	> 1800
Number of Priests *	49	46	38	27	50
Ratio of Parishioners to Priests	619	1,416	1,996	2,704	3,411

* Includes diocesan and religious order priests



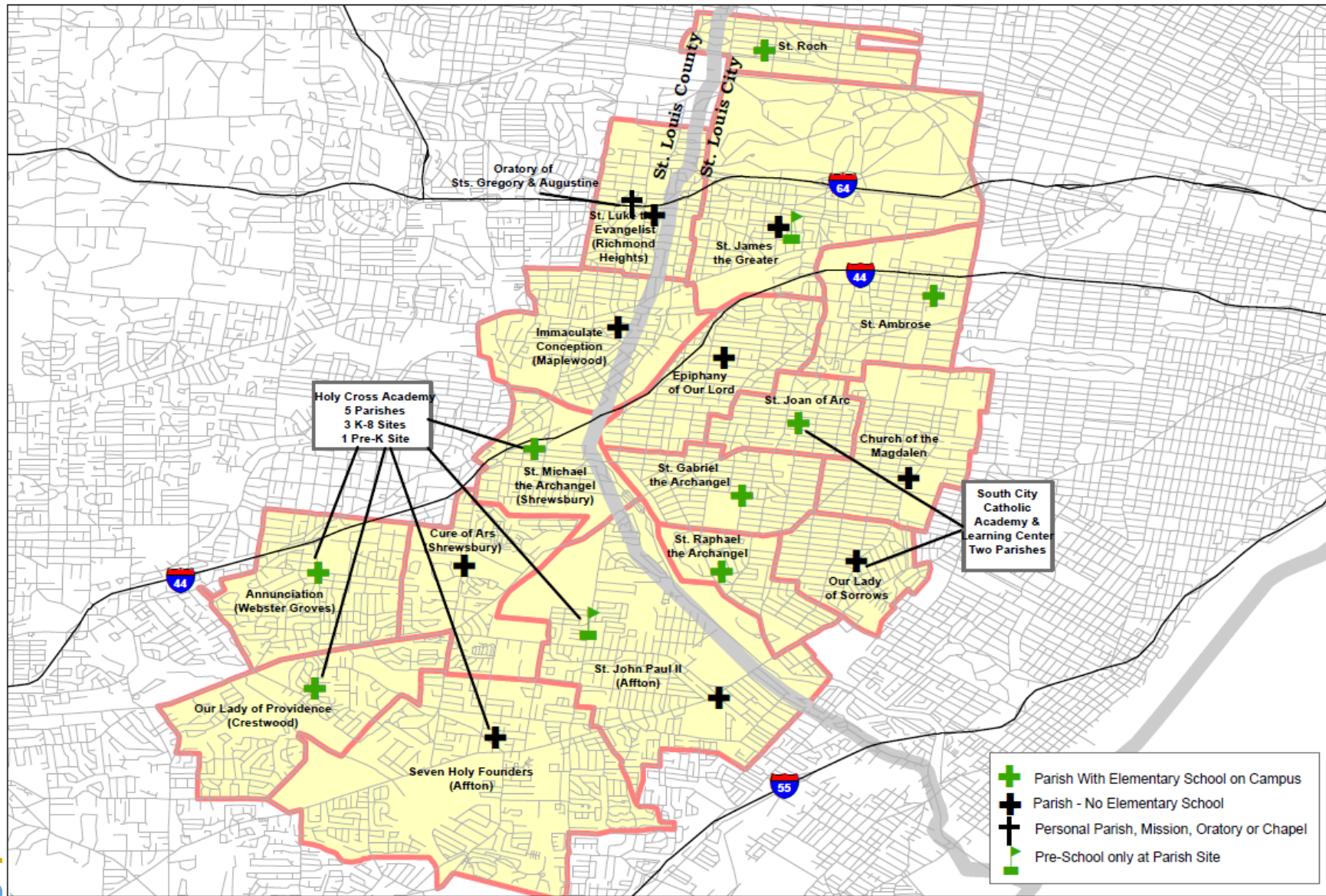


ALL THINGS NEW

STEADFAST IN FAITH • FORWARD IN HOPE

OUR PLANNING AREA
PLANNING AREA #4

OUR TERRITORY FOR EVANGELIZATION



ABOUT OUR PLANNING AREA

- The planning area is in St. Louis City and St. Louis County. The geography of this area is defined by two Interstates (64 and 44) and the River Des Peres.
- The area is made up of portions of South City, South County and Mid-County deaneries. There are 17 territorial parishes and one oratory. Currently there are 20 diocesan priests and one Parish Life Coordinator assigned to this group.
- There are six elementary schools on nine parish campuses in this planning area.
- Clusters of parishes and church buildings are a short distance from each other.



OUR PLANNING AREA IS STABLE DEMOGRAPHICALLY WITH A DECLINING CATHOLIC POPULATION

- Total population in the planning area in the 2020 census was up 2% from 2010.
- The number of renters and single people living alone is much higher than average.
 - 41% of households are renters compared to 31% for the diocese as a whole.
 - 40% of households are single people living alone compared to 30% for the diocese as a whole.
- 24% of the population is registered Catholic, which is greater than the archdiocesan average of 18%.
- Median household income in the area is \$60,579, similar to the archdiocesan average of \$60,700.



OUR PLANNING AREA DEMOGRAPHIC TRENDS

(U.S. Census Data)	<u>1990</u>	<u>2000</u>	<u>2010</u>	<u>2020</u>
Population	144,785	141,712	135,182	137,297
<i>Percent Change</i>		-2%	-5%	2%
Households	66,515	67,354	66,104	68,432
<i>Percent Change</i>		1%	-2%	4%
Population				
White	135,376	126,520	117,038	110,960
<i>Percent of Total</i>	94%	89%	87%	81%
Black	7,140	8,658	10,177	10,261
<i>Percent of Total</i>	5%	6%	8%	7%
Other/Multi-Race	2,269	6,535	7,967	16,076
<i>Percent of Total</i>	2%	5%	6%	12%
Hispanic (not a race)	1,740	2,480	4,005	5,357
<i>Percent of Total</i>	1%	2%	3%	4%
% of Population Age 55+	31%	25%	26%	30%

2020 Data

% of Households - Renters 40%

% of Households - Single Person Living Alone 41%

Median Household Income

Planning Area \$ 60,579

Archdiocese \$ 60,700

2021 Data

% of Population Registered Catholic

Planning Area 24%

Archdiocese 18%

No. of Catholic School Children in Planning Area 1,762

2017-2021 (Five-Year Average)

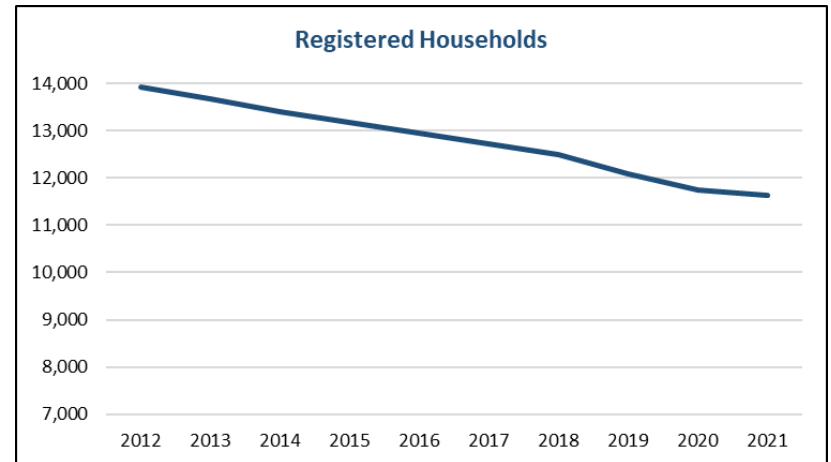
% 8th Grade Students to Catholic High Schools 89%



OUR PLANNING AREA SACRAMENTAL TRENDS

REGISTERED HOUSEHOLDS

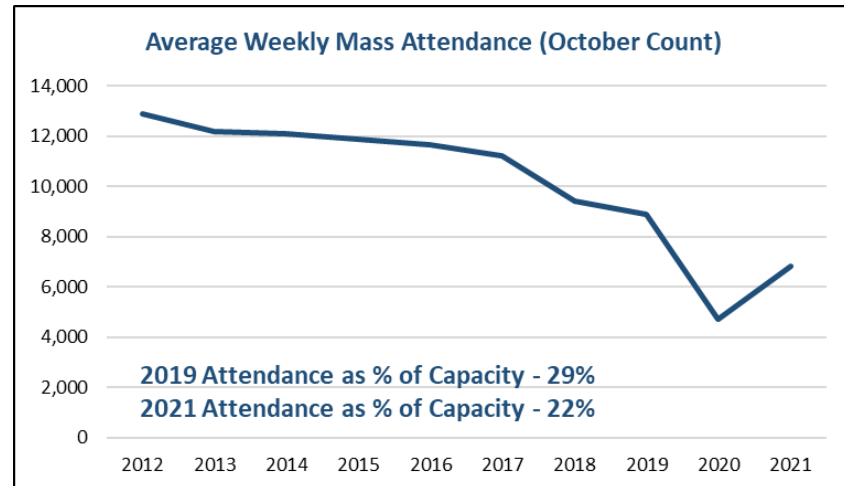
- Registered households in the planning area declined by 17% during the past decade, compared to a decline of 7% for the diocese.



OUR PLANNING AREA SACRAMENTAL TRENDS

MASS ATTENDANCE

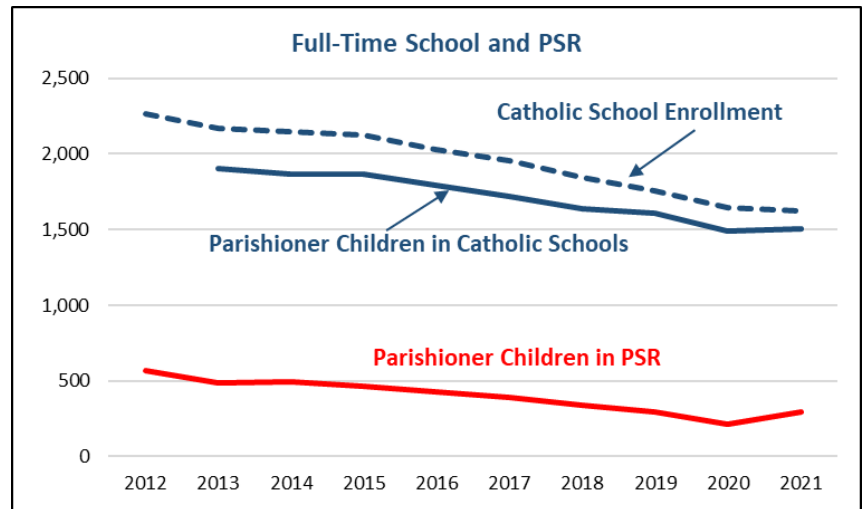
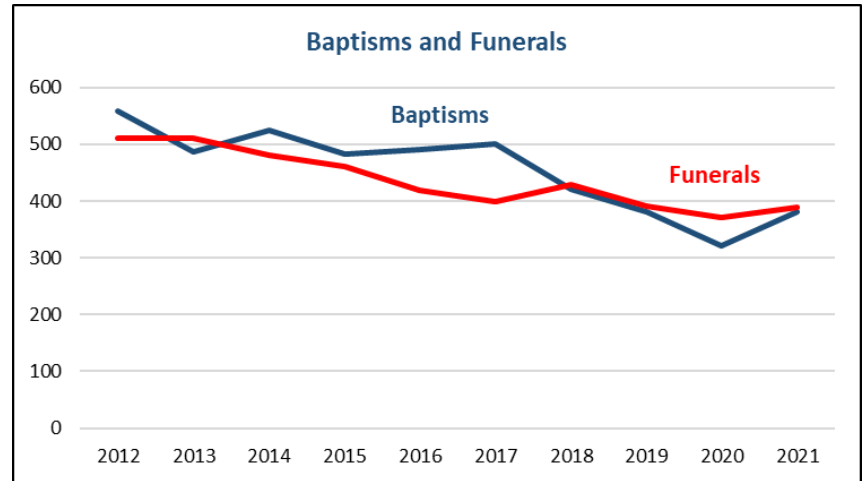
- Mass attendance declined 34% during the decade, compared to a decline of 30% for the entire diocese.
- Mass attendance as percent of capacity was below the Archdiocesan average of 35% in 2019 and 25% in 2021.



OUR PLANNING AREA SACRAMENTAL TRENDS

BAPTISMS, FUNERALS, & K-8 FORMATION

- Baptisms have tracked slightly higher than funerals except during the years impacted by COVID.
- The Catholics of this planning area have a strong preference for Catholic day schools over PSR.
- In 2021, 5 times more children receive formation in day schools.
- Yet, enrollment continue to decline for both Catholic day school (down 29%) and for PSR (down 48%), greater than the decline for the diocese as a whole.



OUR PLANNING AREA MINISTRY TRENDS

	Registered Parishioner Households		Number of Catholics	Weekend Mass Attendance		Church Capacity	Baptisms	Funerals	Parishioner Children in:	
	2011	2021		2019	2021		Five Year Average 2017-2021		Catholic Schools (Include Privates)	Traditional PSR
			2021-22				2021-22			
Annunciation (Webster Groves)	756	648	1,835	463	272	550	19	15	42	73
Cure of Ars (Shrewsbury)	420	253	385	240	165	280	1	17	0	0
Epiphany of Our Lord	812	603	1,437	293	350	325	16	16	31	2
Immaculate Conception (Maplewood)	304	288	595	196	80	360	6	9	12	0
Oratory of Sts. Gregory & Augustine	116	351	946	329	607	450	13	2	23	19
Our Lady of Providence (Crestwood)	728	620	1,620	714	354	400	14	22	120	49
Our Lady of Sorrows	1,148	725	1,730	407	288	900	23	27	73	21
Seven Holy Founders (Affton)	1,215	1,111	2,685	969	675	900	21	46	27	50
St. Ambrose	1,245	1,030	2,345	800	519	450	60	52	172	4
St. Gabriel the Archangel	1,535	1,505	4,310	1,705	1,127	900	79	36	505	6
St. James the Greater	706	640	1,410	203	168	400	19	9	34	0
St. Joan of Arc	1,105	850	2,150	538	660	600	40	32	83	6
St. John Paul II (Affton) *	1,605	898	2,250	599	358	650	24	48	108	29
St. Luke the Evangelist (Richmond Heights)	380	285	625	128	158	450	13	11	9	0
St. Mary Magdalen (Church of the Magdalen)	465	412	800	199	266	500	6	13	8	1
St. Michael the Archangel (Shrewsbury)	625	545	1,360	407	292	500	23	18	107	29
St. Raphael the Archangel	635	566	1,300	457	361	650	17	18	91	2
St. Roch	325	296	845	240	122	300	8	5	58	6
TOTAL	14,125	11,626	28,628	8,886	6,823		401	395	1,503	297

* Data prior to 2019 is St. Dominic Savio and St. George combined



OUR PLANNING AREA CATHOLIC SCHOOL ENROLLMENT IS DECLINING

- The six elementary schools in this planning area enrolled 1,608 children in 2021, down 20% from 5 years ago. Only two schools, Holy Cross and St. Gabriel, have more than 200 students; all other schools have less than 200.
- The number of students going to Catholic elementary schools from the parishes in the planning area is 1,503.
- The four schools with less than 200 students draw heavily from students outside of their parish boundaries, with more than 50% coming from outside of the parishes' boundaries.
- There were 297 students enrolled in PSR in 2021, down 30% from 5 years earlier.



OUR PLANNING AREA CATHOLIC SCHOOL TRENDS

	2021-22	2021-22	2021-22 vs 2016-17	2021-22	2021-22
	Enrollment (K-8)	Enrollment (Pre-K) PK 3-4 & PK 4-5	5 Year Percent Change in (K-8) Enrollment	% K-8 Students Registered in Parish	% K-8 Students Living in Parish Boundaries
Holy Cross Academy (All 5 Parishes)	409	142	(28%)	88%	67%
South City Catholic Academy (2 parishes)	179	34	n/a *	67%	44%
St. Ambrose	199	44	(1%)	72%	45%
St. Gabriel the Archangel	495	0	(3%)	95%	68%
St. Roch School	145	30	(11%)	37%	30%
St. Raphael the Archangel	181	49	6%	48%	26%
TOTAL (% Change includes schools that closed)	1,608	299	(20%)	n/a	n/a

* School was established in 2017 from the merger of St. Joan of Arc and Our Lady of Sorrows





ALL THINGS NEW

STEADFAST IN FAITH • FORWARD IN HOPE

OUR PARISH
OUR LADY OF PROVIDENCE - CRESTWOOD

ABOUT OUR PARISH

- Our Lady of Providence was founded in 1954 in the near suburbs of southwest St. Louis County. This is a parish of 625 households.
- As the neighborhood aged and school enrollment had declined to 120-130, the parish school could no longer be sustained so 3 schools in similar situations (Annunciation, St. Michael, and Seven Holy Founders) came together to form Holy Cross Academy. Our Lady of Providence has grades 3-5 of Holy Cross Academy on its parish campus.
- This is the second church built in 1989 and seats 550.



ABOUT OUR PARISH

- Our Lady of Providence is in a stable middle class area with a generally older population living in a combination of middle class homes and apartments.
- Parish membership, baptisms, and PSR enrollment are all declining.
- Joining Holy Cross Academy has preserved Catholic education and the finances of the parish and Holy Cross Academy enrollment has been strong.
- Parish investment in the Holy Cross Academy is at acceptable levels and parish reserves are stable.



OUR PARISH AREA HAS STABLE DEMOGRAPHICS AND MIDDLE CLASS HOMES

- Population in the area has been stable. This parish area has always had an older demographic (age 55+ has been 35-38% for 3 decades)
- The area may be a bit more transient than the surrounding parishes as:
 - 38% of the households are renters
 - 42% of the households are single people living alone
- Median household income is \$56,300 which is just below the archdiocesan average of \$60,700.
- 29% of the resident population is Catholic which is well above the archdiocesan average of 18%.



OUR PARISH

DEMOGRAPHIC TRENDS

(U.S. Census Data)	1990	2000	2010	2020
Population	6,840	6,567	6,587	6,967
<i>Percent Change</i>		-4%	0%	6%
Households	3,139	3,177	3,221	3,341
<i>Percent Change</i>		1%	1%	4%
Population				
White	6,664	6,162	6,103	6,075
<i>Percent of Total</i>	97%	94%	93%	87%
Black	60	92	165	270
<i>Percent of Total</i>	1%	1%	3%	4%
Other/Multi-Race	115	313	318	622
<i>Percent of Total</i>	2%	5%	5%	9%
Hispanic (not a race)	85	67	181	196
<i>Percent of Total</i>	1%	1%	3%	3%
% of Population Age 55+	38%	37%	37%	35%

2020 Data	
<i>% of Households - Renters</i>	38%
<i>% of Households - Single Person Living Alone</i>	42%

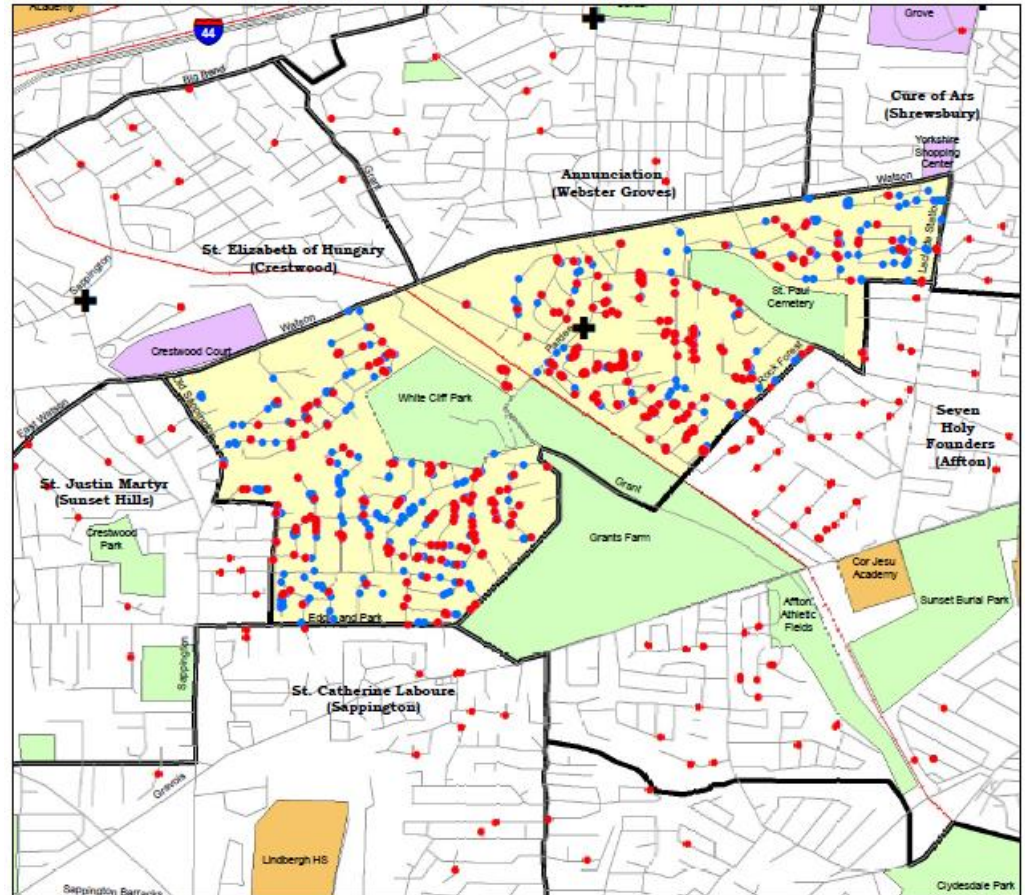
Median Household Income	
Parish Area	\$ 56,314
Archdiocese	\$ 60,700
2021 Data	
% of Population Registered Catholic	
Parish Area	29%
Archdiocese	18%
No. of Catholic School Children in Parish Area	109
2017-2021 (Five-Year Average)	
% 8th Grade Students to Catholic High Schools	n/a



WHERE OUR PARISHIONERS & CATHOLICS LIVE

- Red dots are parishioner households; blue dots are Catholic households that are registered at a different parish.
- There are more Catholic households in the boundaries (661) than there are parishioner households (517).
- This means that more Catholic households leave the parish territory to affiliate elsewhere, than come into the parish from outside the boundaries.
- With only 49% of Catholic households in the boundaries being parishioners, the parish does not seem to retain parishioners in the far eastern part of the parish (near Laclede Station Road) and in the southwest corner of the parish (to the west of Grants Farm).

63 Percent of parishioner households live within the parish boundaries
 49 Percent of Catholic households living within the parish boundaries are parishioners



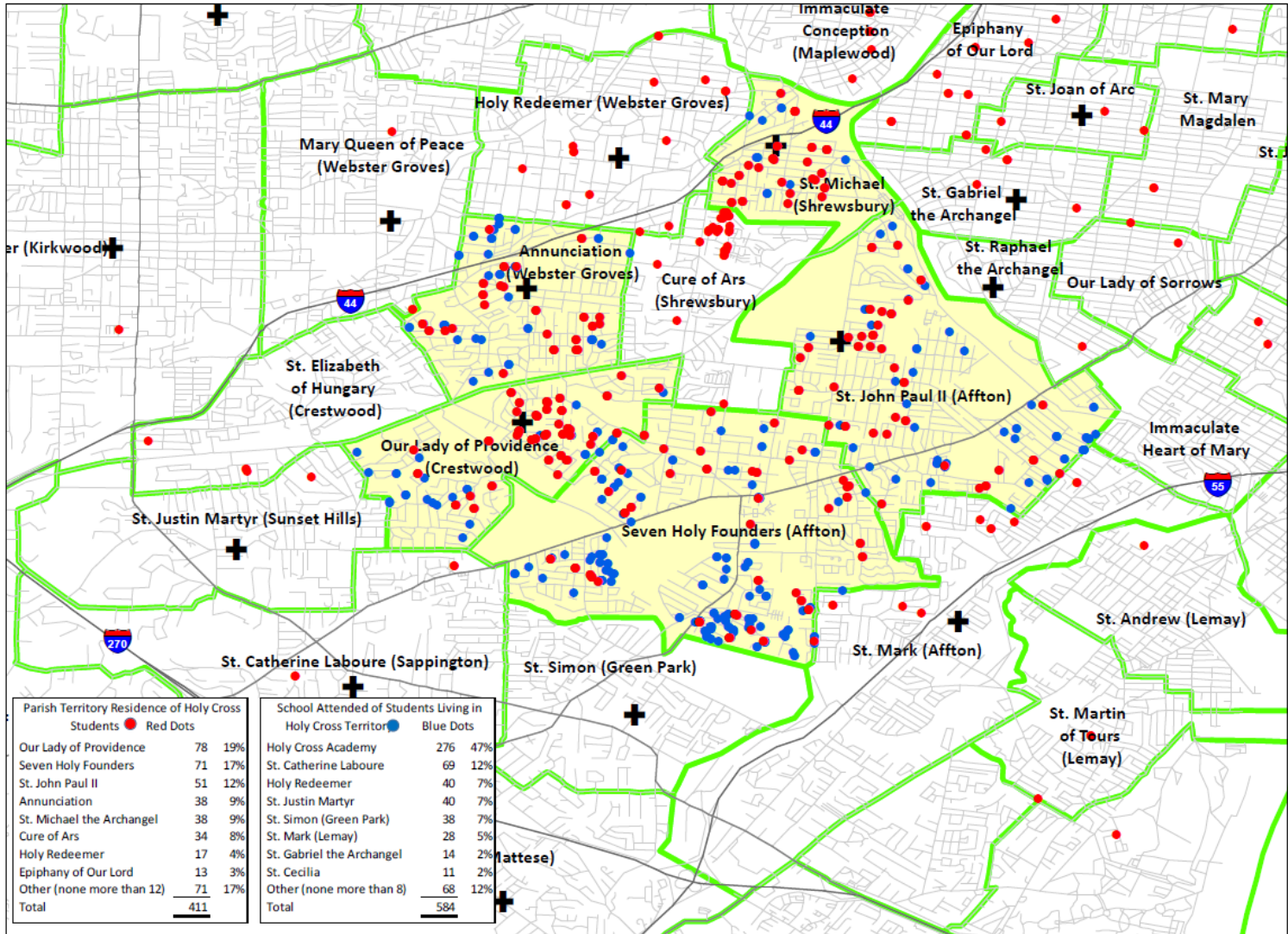
Residence of Parishioners		Parish membership of households in parish boundaries	
Our Lady of Providence	324	Our Lady of Providence	324
Seven Holy Founders	71	St. Justin Martyr	73
St. Catherine Laboure	20	St. Catherine Laboure	51
St. Justin Martyr	14	Seven Holy Founders	42
Other	88	Other	171
Total	517	Total	661



WHERE CATHOLIC SCHOOL STUDENTS LIVE

Holy Cross Academy - Residence of Students (K-8)
2021-22

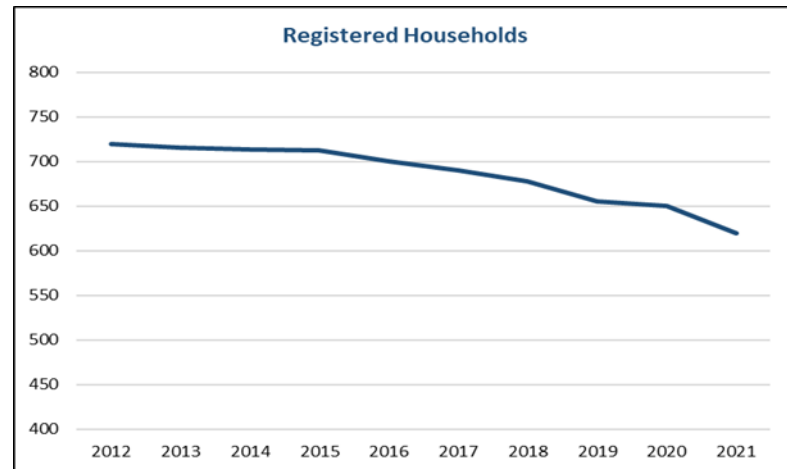
- There are 114 parishioner children attending Holy Cross Academy (4 attend other Catholic schools).
- There are 109 Catholic school students in the boundaries of Our Lady of Providence parish.



OUR PARISH SACRAMENTAL TRENDS

REGISTERED HOUSEHOLDS

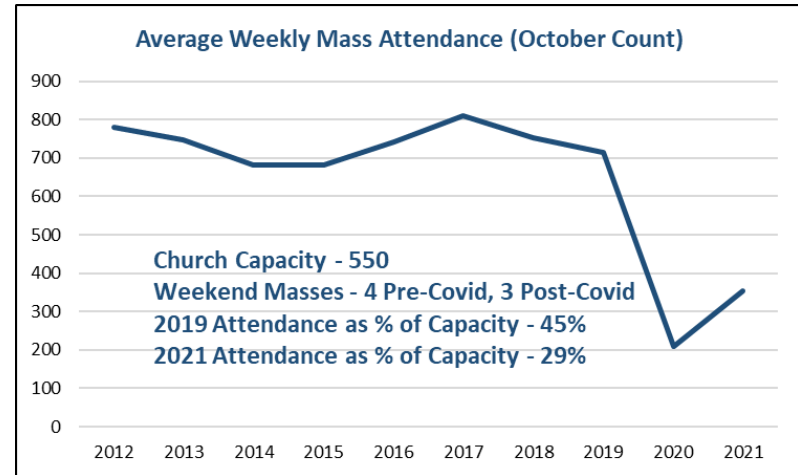
- Parish membership had been on a slow and steady decline over the past decade.



OUR PARISH SACRAMENTAL TRENDS

MASS ATTENDANCE

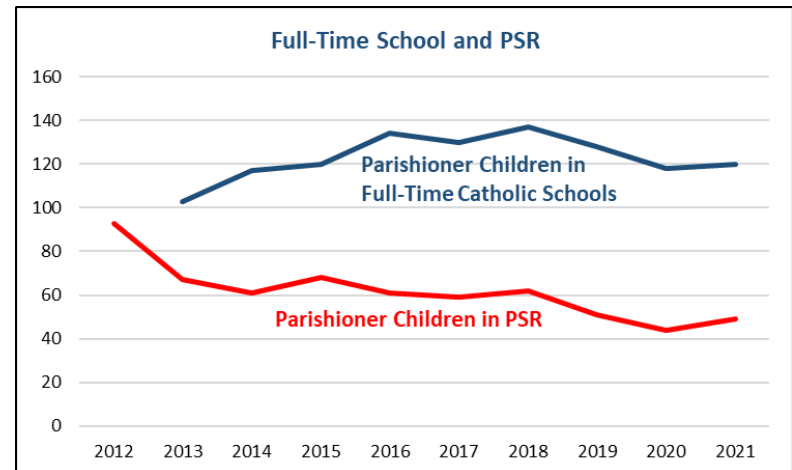
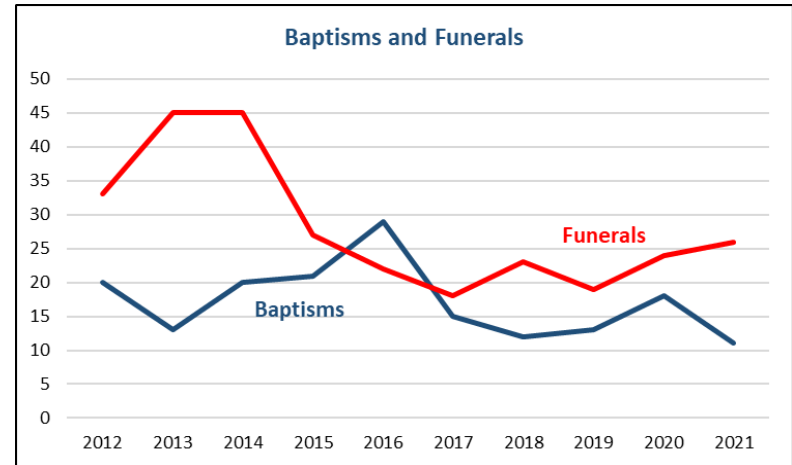
- The parish had stable Mass attendance pre-COVID, but it has not recovered post-COVID, perhaps partially from reducing weekend Masses from 4 (Pre-COVID) to 3 (Post-COVID).
- Mass attendance as percent of capacity was well above the archdiocesan average of 33% in 2019 and 25% in 2021.
- Pre-COVID Mass attendance as percent of registered parishioners was 35-45%, well above the archdiocesan average of 27-29%.



OUR PARISH SACRAMENTAL TRENDS

BAPTISMS, FUNERALS, & K-8 RELIGIOUS FORMATION

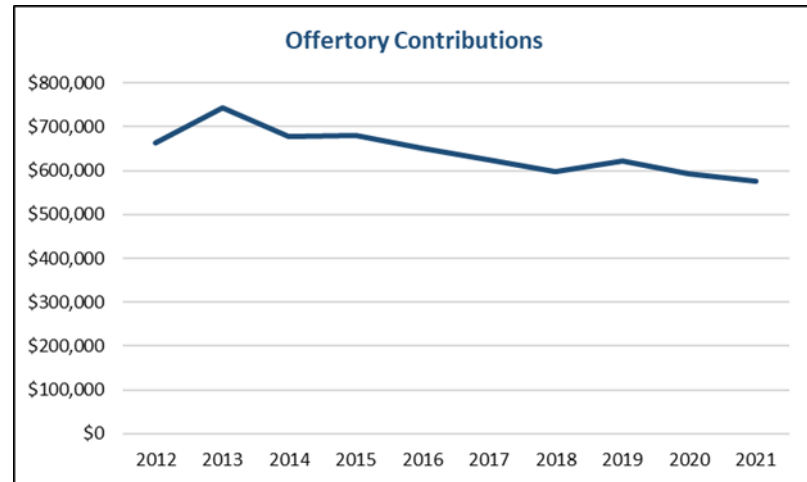
- Baptisms and funerals have been on a gradual decline for the last decade.
- Since Our Lady of Providence joined Holy Cross Academy with 120 students, the parish's commitment to the Academy has been consistently strong.
- PSR enrollment has been on a gradual decline during the decade.
- 84% of Holy Cross Academy graduates attend Catholic high schools



OUR PARISH FINANCIAL TRENDS

OFFERTORY CONTRIBUTIONS

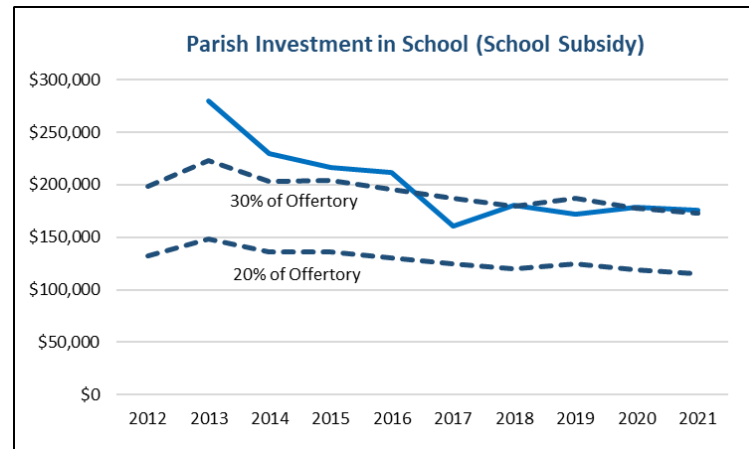
- Offertory contributions have been on a slow decline throughout the decade, consistent with declining parish membership.



OUR PARISH FINANCIAL TRENDS

INVESTMENT IN CATHOLIC SCHOOLS

- Joining Holy Cross Academy has enabled parish investment in Catholic education to move into the 20-30% generally recommended range.



OUR PARISH FINANCIAL TRENDS

PARISH FINANCIAL CONDITION

- Parish revenue and expense have been fairly equal resulting in stable reserves.

